

Madison, Wisconsin

# CITY OF MADISON

## CITY ENGINEERING DIVISION

### DEPARTMENT OF PUBLIC WORKS

#### PLAN OF PROPOSED IMPROVEMENT

#### DARBO NEIGHBORHOOD

#### KAYAK/CANOE ACCESS

#### STARKWEATHER CREEK

#### 2019

CITY PROJECT NO. 11761  
CONTRACT NO. 8276

PUBLIC IMPROVEMENT PROJECT  
APPROVED

JUNE 19, 2018

BY THE COMMON COUNCIL  
OF MADISON, WISCONSIN

PUBLIC IMPROVEMENT DESIGN  
APPROVED BY:

 4/11/19  
City Engineer Date

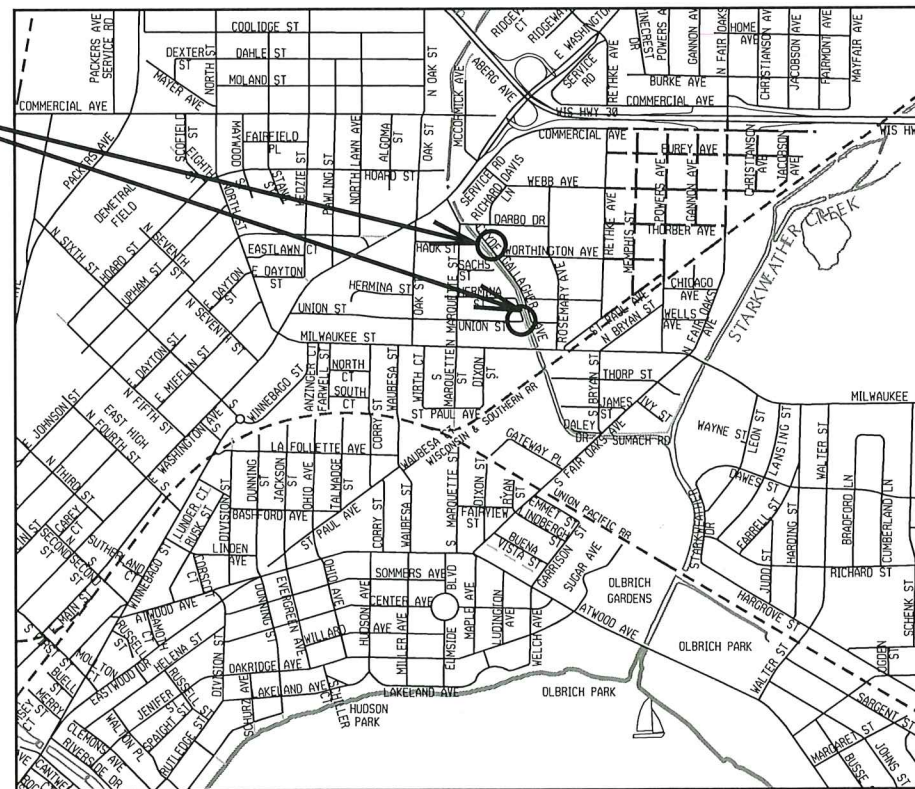
STORM SEWER  
DESIGNED BY:

  
4/11/19


#### INDEX OF SHEETS

SHEET NO. 1	SHEET LAYOUT
SHEET NO. 2	WORTHINGTON PLAN AND PROFILE
SHEET NO. 3	UNION PLAN AND PROFILE

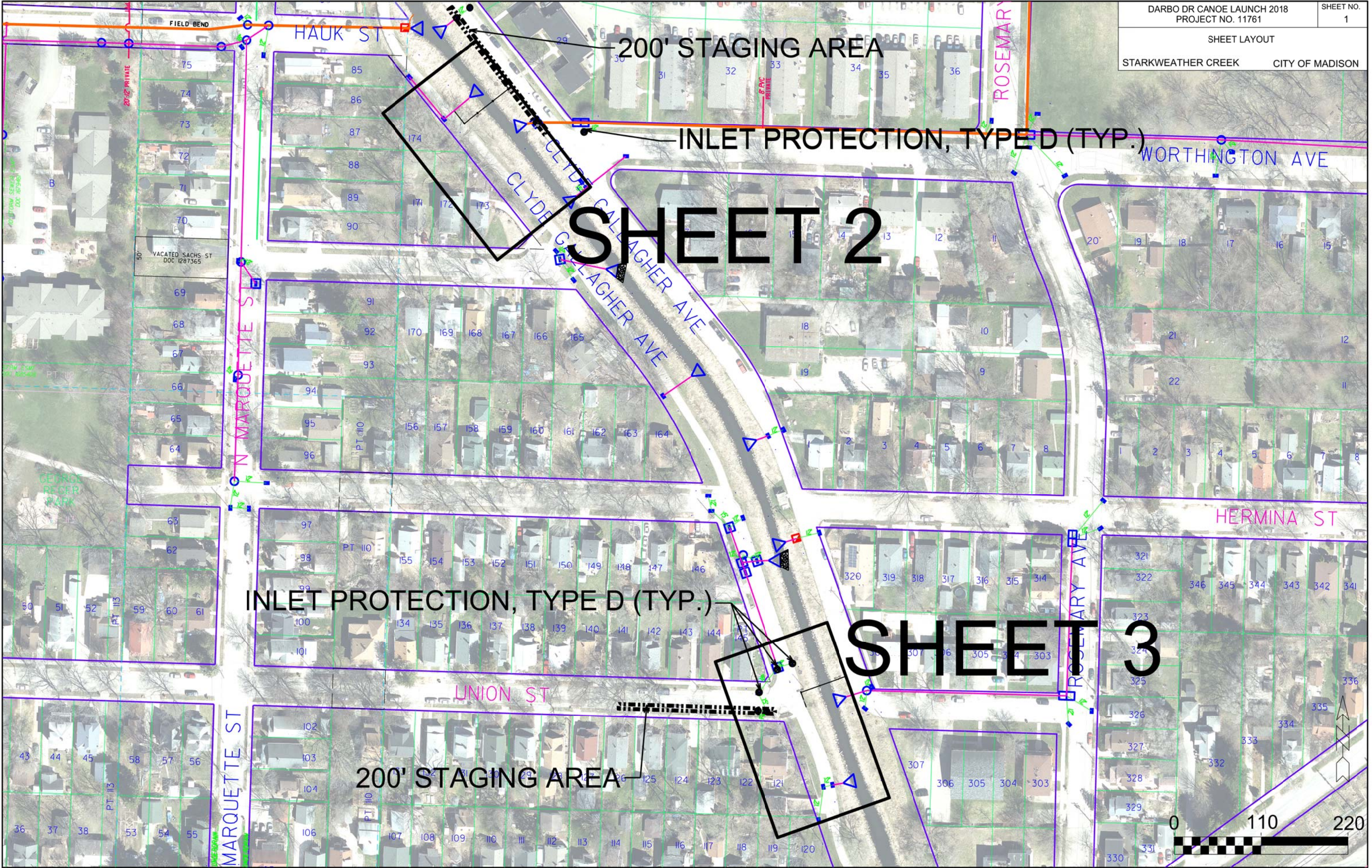
### PROJECT LOCATIONS



CONVENTIONAL SIGNS	
FIELD VERIFY ALL UTILITY LOCATIONS	
GAS	— G —
STORM SEWER	— ST —
SANITARY SEWER	— SAN —
WATER	— W —
OVERHEAD ELECTRIC	— OH —
POWER POLE	⊥



PLOT SCALE: \_\_\_\_\_  
PLOT NAME: \_\_\_\_\_  
REV. DATE: \_\_\_\_\_  
ORIGINATOR: CITY OF MADISON, STREETS DIVISION



**SHEET 2**

**SHEET 3**

INLET PROTECTION, TYPE D (TYP.)

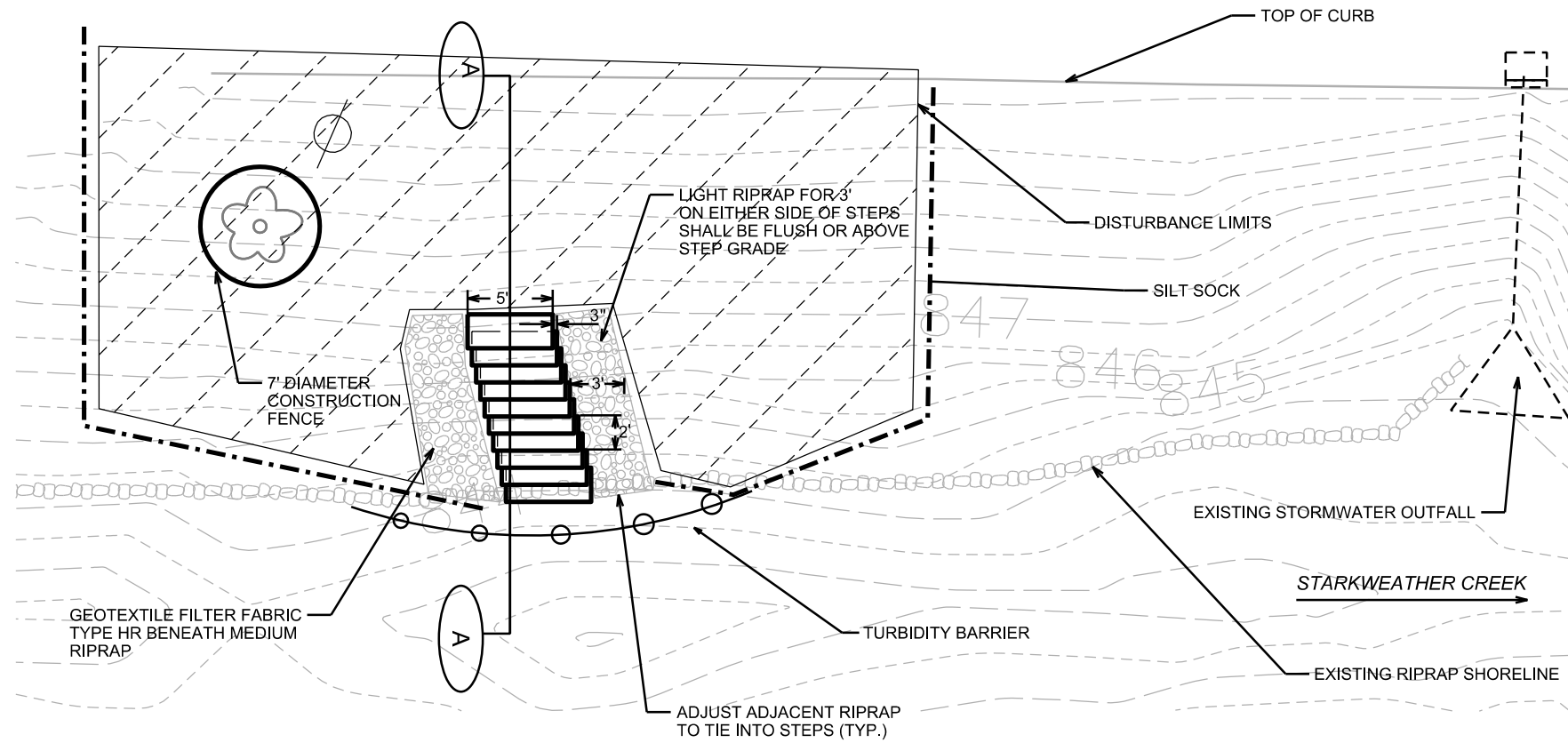
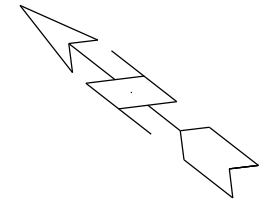
200' STAGING AREA

200' STAGING AREA



PLOT SCALE: \_\_\_\_\_  
 PLOT NAME: \_\_\_\_\_  
 REV. DATE: \_\_\_\_\_  
 ORIGINATOR: CITY OF MADISON, STREETS DIVISION


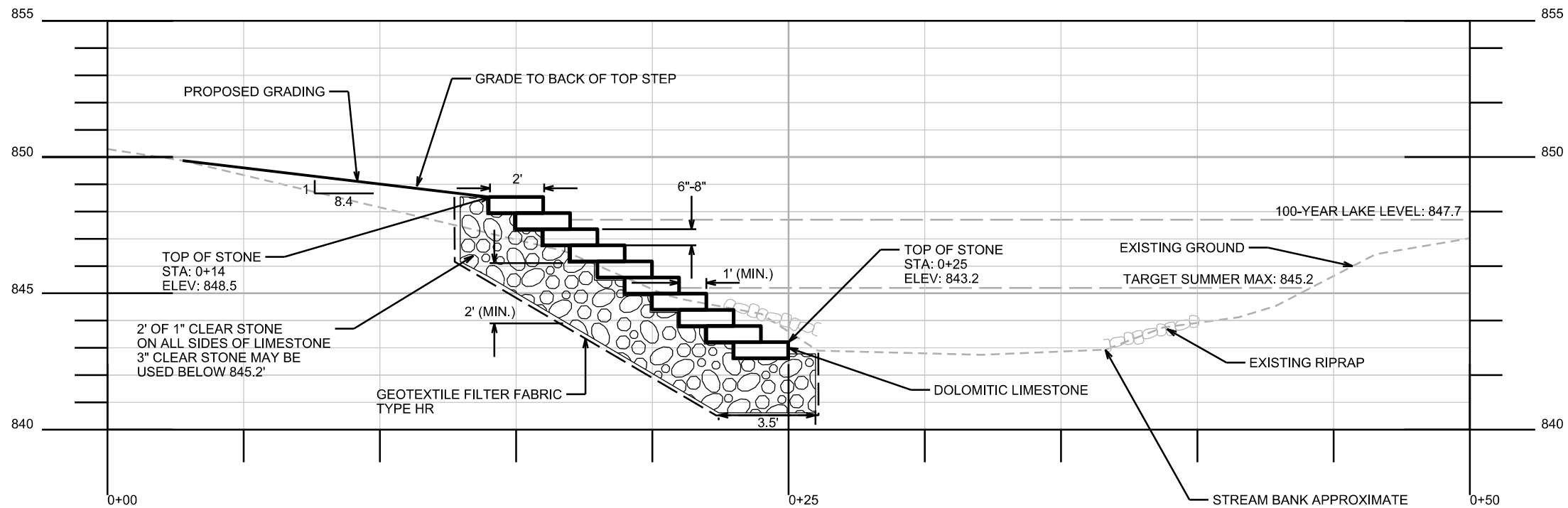
IN FRONT OF 301 CLYDE GALLAGHER AVE



**SECTION A-A: KAYAK LAUNCH STEPS**

\*\*NOT TO SCALE\*\*

- EROSION CONTROL NOTES:**
- 1) PRIOR TO BEGINNING ANY EARTHWORK, THE CONTRACTOR SHALL INSTALL TURBIDITY BARRIER PER WI DNR CONSERVATION PRACTICE STANDARD 1069.
  - 2) ALL DISTURBED AREAS SHALL BE TOPSOILED, SEEDED WITH TERRACE SEED MIX, AND STABILIZED WITH EROSION CONTROL MATTING, CLASS I, URBAN TYPE B.
  - 3) SILT SOCK SHALL BE INSTALLED AS DIRECTED OR AT THE DISCRETION OF THE CONSTRUCTION ENGINEER.
  - 4) SILT FENCE SHALL BE PLACED DOWNSTREAM OF ALL STOCKPILE AREAS.
  - 5) THE PROJECT SITE SHALL BE INSPECTED WITHIN 24 HOURS OF A RAINFALL EXCEEDING 0.5" AND WEEKLY.
  - 6) THE CONTRACTOR SHALL SWEEP STREETS AT A MINIMUM OF ONCE PER DAY, OR AS NEEDED TO PREVENT SEDIMENT MIGRATION.
  - 7) INLET PROTECTION SHALL BE INSTALLED WITHIN THE CONSTRUCTION AND STAGING LIMITS. ADDITIONAL INLET PROTECTION SHALL BE INSTALLED AS DIRECTED.
  - 8) THE CONTRACTOR SHALL INSTALL AND MAINTAIN EROSION CONTROL MEASURES IN ACCORDANCE WITH THE WDNR SOC STANDARDS AND CITY OF MADISON STANDARD SPECIFICATIONS.

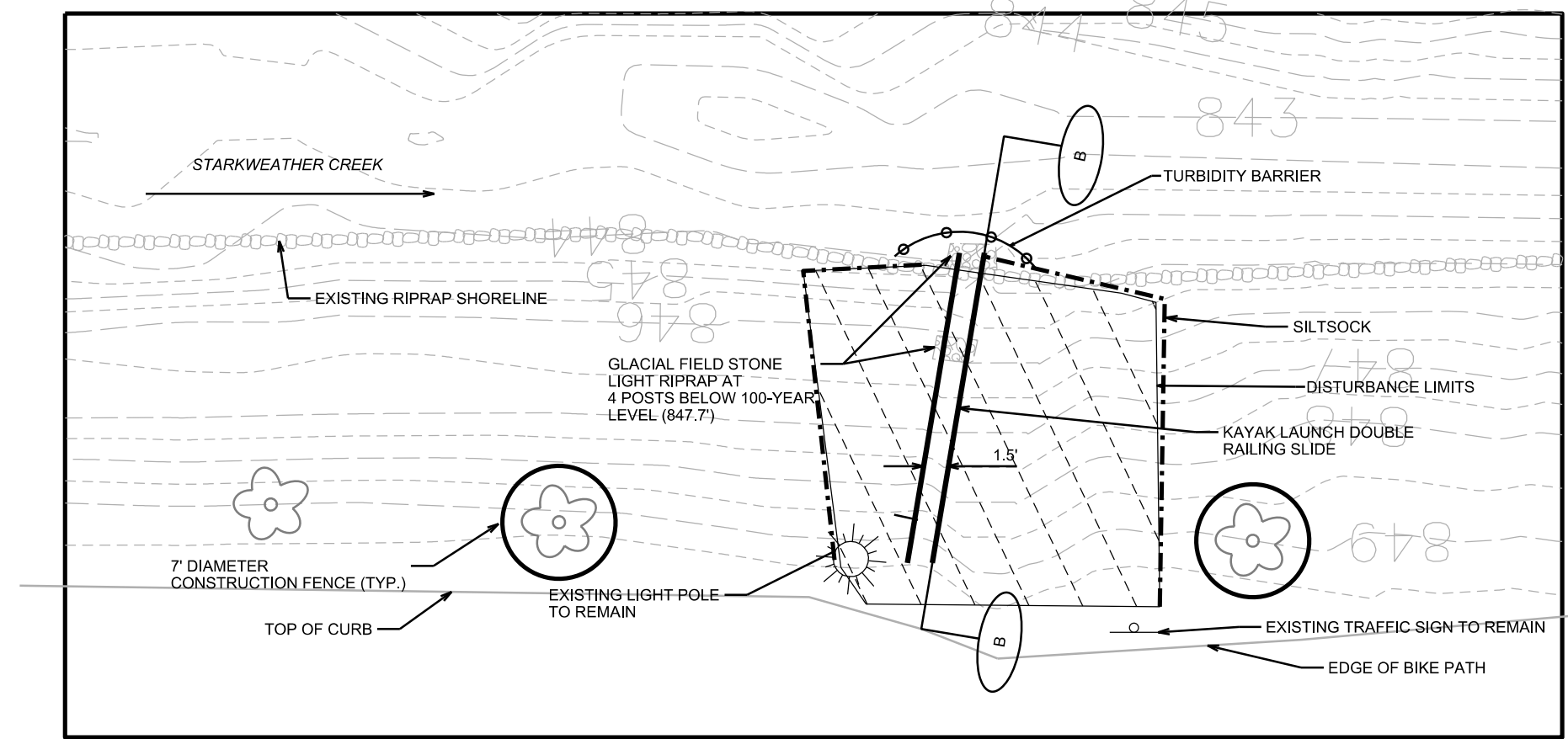


PLOT SCALE: \_\_\_\_\_

PLOT NAME: \_\_\_\_\_

REV. DATE: \_\_\_\_\_

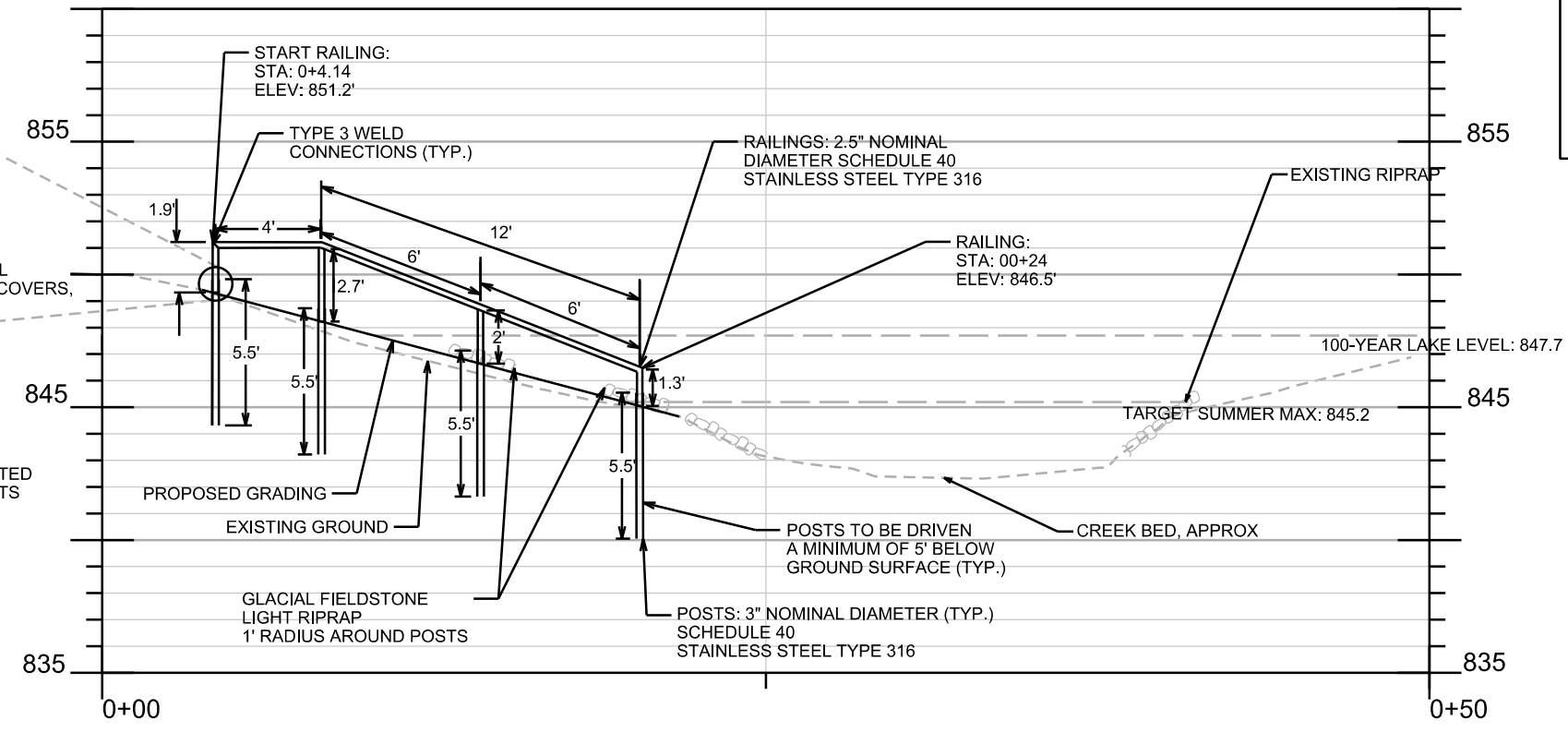
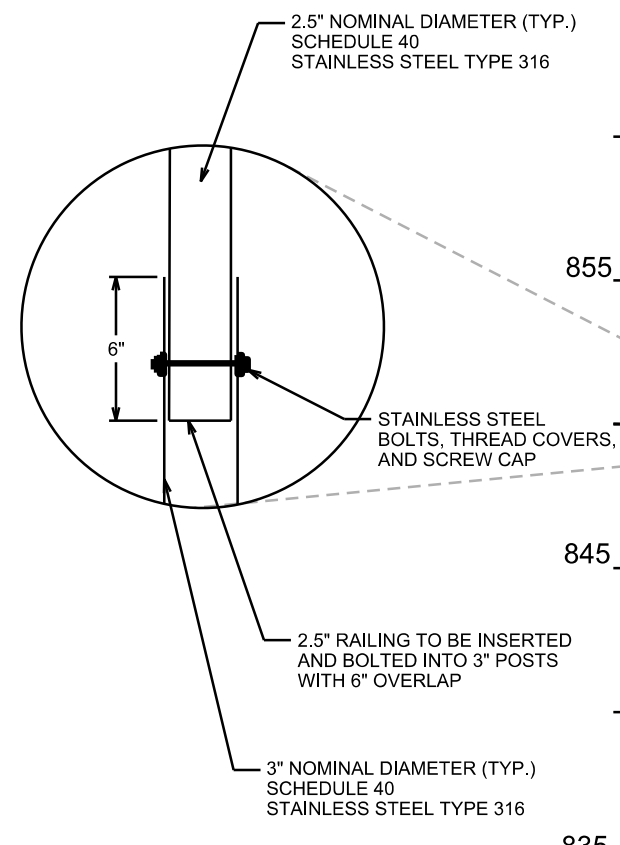
ORIGINATOR: CITY OF MADISON, STREETS DIVISION



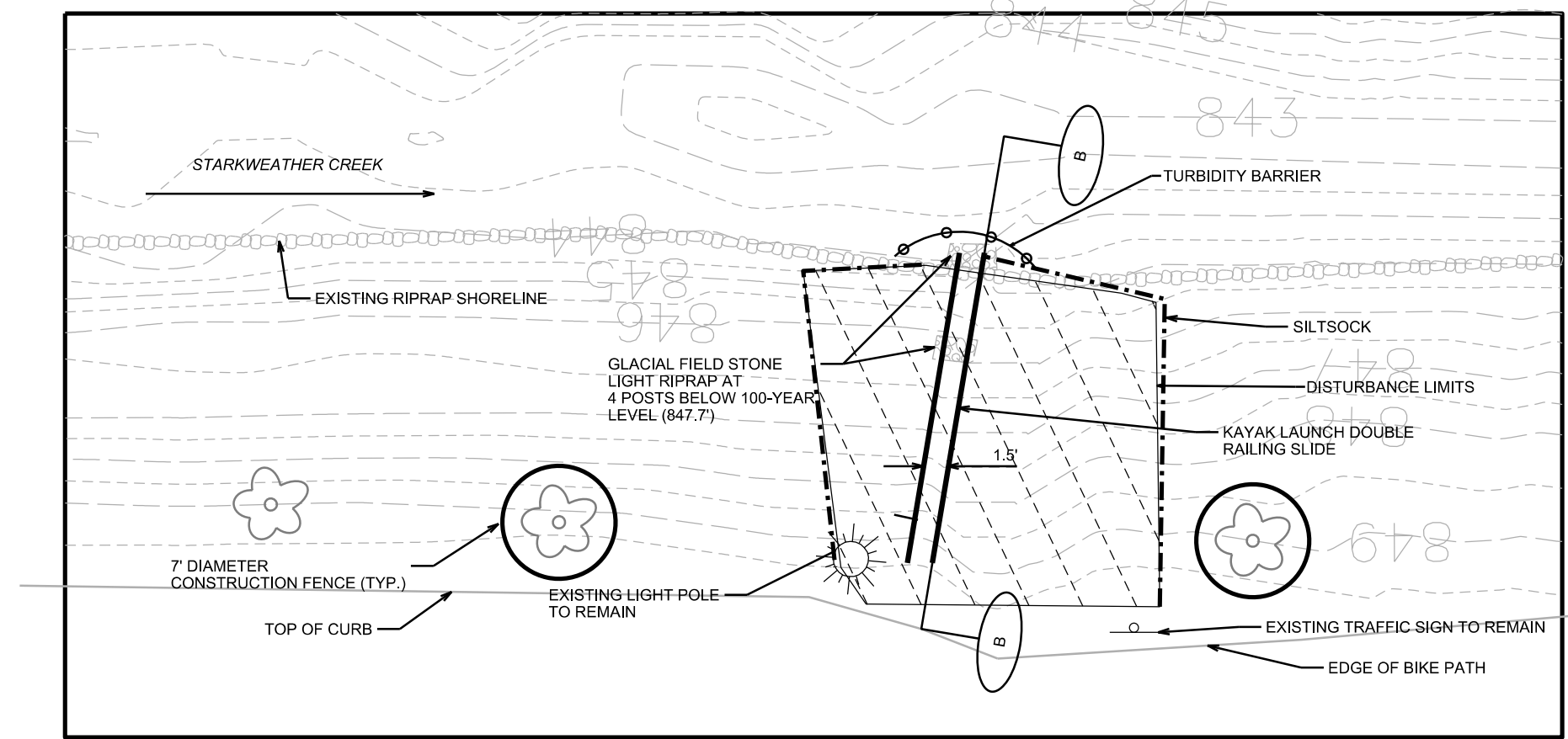
## SECTION B-B: AT CLYDE GALLAGHER AVE AND UNION ST KAYAK LAUNCH DOUBLE RAILING SLIDE

\*\*NOT TO SCALE\*\*

- EROSION CONTROL NOTES:**
- 1) PRIOR TO BEGINNING ANY EARTHWORK, THE CONTRACTOR SHALL INSTALL TURBIDITY BARRIER PER WI DNR CONSERVATION PRACTICE STANDARD 1069.
  - 2) ALL DISTURBED AREAS SHALL BE TOPSOILED, SEEDED WITH TERRACE SEED MIX, AND STABILIZED WITH EROSION CONTROL MATTING, CLASS I, URBAN TYPE B.
  - 3) SILT SOCK SHALL BE INSTALLED AS DIRECTED OR AT THE DISCRETION OF THE CONSTRUCTION ENGINEER.
  - 4) SILT FENCE SHALL BE PLACED DOWNSTREAM OF ALL STOCKPILE AREAS.
  - 5) THE PROJECT SITE SHALL BE INSPECTED WITHIN 24 HOURS OF A RAINFALL EXCEEDING 0.5" AND WEEKLY.
  - 6) THE CONTRACTOR SHALL SWEEP STREETS AT A MINIMUM OF ONCE PER DAY, OR AS NEEDED TO PREVENT SEDIMENT MIGRATION.
  - 7) INLET PROTECTION SHALL BE INSTALLED WITHIN THE CONSTRUCTION AND STAGING LIMITS. ADDITIONAL INLET PROTECTION SHALL BE INSTALLED AS DIRECTED.
  - 8) THE CONTRACTOR SHALL INSTALL AND MAINTAIN EROSION CONTROL MEASURES IN ACCORDANCE WITH THE WDNR SOC STANDARDS AND CITY OF MADISON STANDARD SPECIFICATIONS.



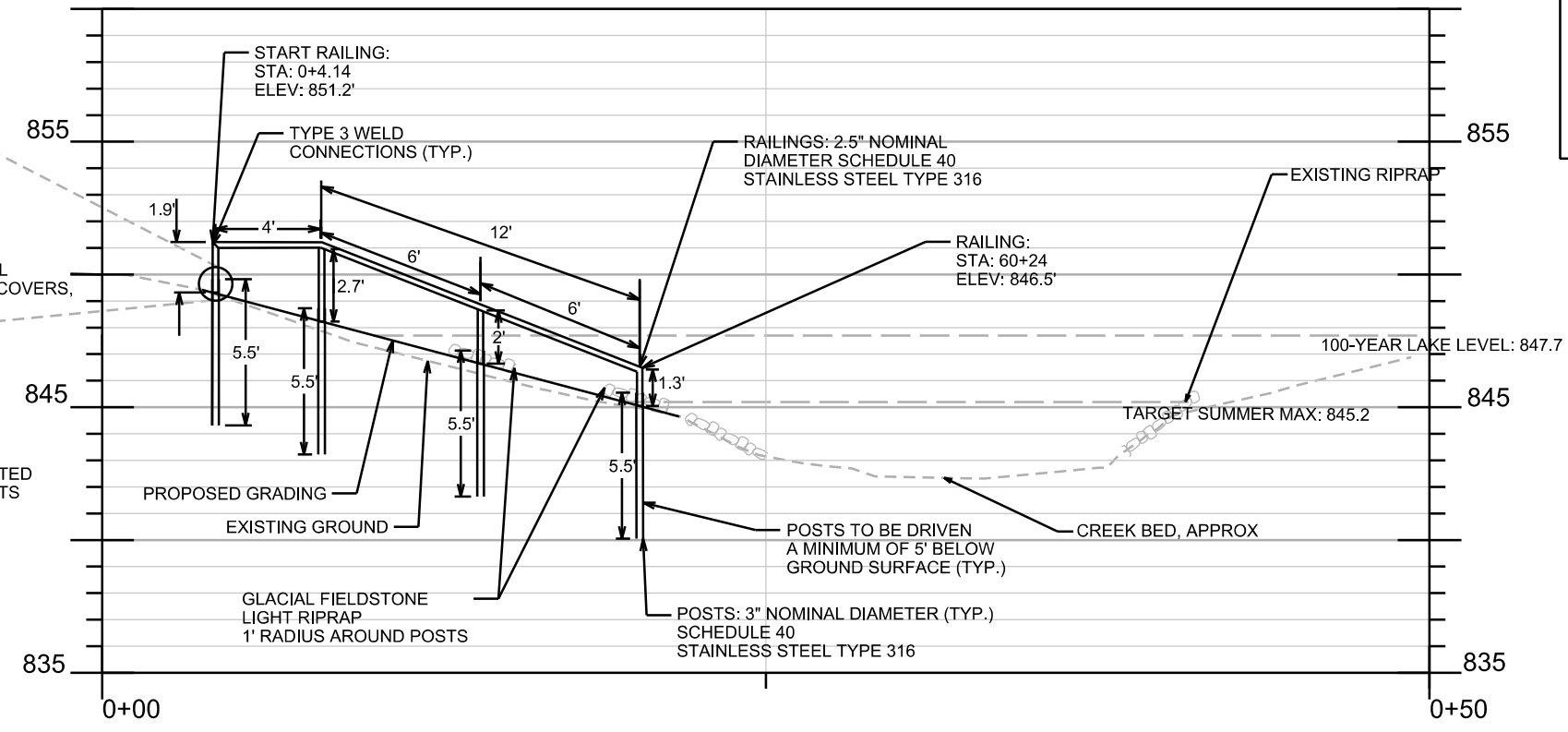
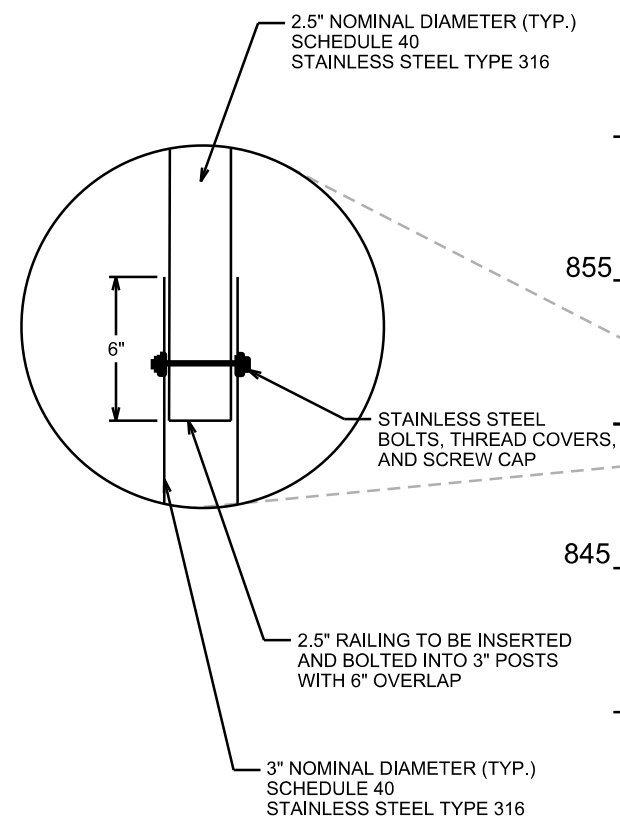
PLOT SCALE: \_\_\_\_\_  
PLOT NAME: \_\_\_\_\_  
REV. DATE: \_\_\_\_\_  
ORIGINATOR: CITY OF MADISON, STREETS DIVISION



## SECTION B-B: AT CLYDE GALLAGHER AVE AND UNION ST KAYAK LAUNCH DOUBLE RAILING SLIDE

\*\*NOT TO SCALE\*\*

- EROSION CONTROL NOTES:**
- 1) PRIOR TO BEGINNING ANY EARTHWORK, THE CONTRACTOR SHALL INSTALL TURBIDITY BARRIER PER WI DNR CONSERVATION PRACTICE STANDARD 1069.
  - 2) ALL DISTURBED AREAS SHALL BE TOPSOILED, SEEDED WITH TERRACE SEED MIX, AND STABILIZED WITH EROSION CONTROL MATTING, CLASS I, URBAN TYPE B.
  - 3) SILT SOCK SHALL BE INSTALLED AS DIRECTED OR AT THE DISCRETION OF THE CONSTRUCTION ENGINEER.
  - 4) SILT FENCE SHALL BE PLACED DOWNSTREAM OF ALL STOCKPILE AREAS.
  - 5) THE PROJECT SITE SHALL BE INSPECTED WITHIN 24 HOURS OF A RAINFALL EXCEEDING 0.5" AND WEEKLY.
  - 6) THE CONTRACTOR SHALL SWEEP STREETS AT A MINIMUM OF ONCE PER DAY, OR AS NEEDED TO PREVENT SEDIMENT MIGRATION.
  - 7) INLET PROTECTION SHALL BE INSTALLED WITHIN THE CONSTRUCTION AND STAGING LIMITS. ADDITIONAL INLET PROTECTION SHALL BE INSTALLED AS DIRECTED.
  - 8) THE CONTRACTOR SHALL INSTALL AND MAINTAIN EROSION CONTROL MEASURES IN ACCORDANCE WITH THE WDNR SOC STANDARDS AND CITY OF MADISON STANDARD SPECIFICATIONS.



PLOT SCALE:

PLOT NAME:

REV. DATE:

ORIGINATOR: CITY OF MADISON, STREETS DIVISION